

## References

- Al-Jarrah, J. M., Waari, O. T., Talafhah, R. H., & Al-Jarrah, T. M. (2019). Improving English Grammar Achievement through Educational Games among Eleventh Grade Students in East Jerusalem. *International Journal of Academic Research in Progressive Education and Development*, 8(1), 75-86. Retrieved from <https://doi.org/10.6007/ijarped/v8-i1/5529>
- Al-sobhi, B. M., & Preece, A. S. (2018). Teaching English Speaking Skills to the Arab Students in the Saudi School in Kuala Lumpur: Problems and Solutions. *International Journal of Education and Literacy Studies*, 6(1), 1-11. Retrieved from <https://doi.org/10.7575/aiac.ijels.v.6n.1p.1>
- Brown, H. D. (2004). *Teaching by Principles*. New York: Pearson Education.
- Burea, S. (2022). Authenticity in FLL as a Vocabulary Booster. In *Didactica Științelor Filologice*, 3, 193-199.
- Cheema, N. (2022). Building Partnerships with Families through Community Literacy Building Partnerships with Families through Community Literacy Events Events. Retrieved from <https://digitalcommons.wou.edu/theses>
- Deesri, A. (2002). Games in the ESL and EFL class. *The Internet TESL Journal*, 8(9). Retrieved from <http://iteslj.org/Techniques/Deesri-Games.html>
- Fajriani, N., Muslem, A., & Muthalib, K. A. (2021). The Use of Storytelling Technique with Picture Series in Teaching Speaking. *Proceedings of AICS-Social Sciences*, 11, 79-85.

- Farih, A., & Dewi, E. K. (2021). Developing Picture Describe for Elementary School Students' Speaking Skill. *Jurnal Belantika Pendidikan*, 4(11), 1-11.
- Ginaya, G., Rejeki, M., & Astuti, S. (2018). The Effects of Blended Learning to Students' Speaking Ability: A Study Utilizing Technology to Strengthen The Conventional Instruction. *International Journal of Linguistics and Culture*, 4(3), 1-14.
- Hadfield, J. (1990). *A collection of games and activities for low to mid-intermediate students of English*. Walton-on-Thames: UK: Nelson.
- Harmer, & Jeremy. (2002). *The Practice of English Language Teaching*. London: Logman.
- Hayati, A. (2020). The Use of Digital Guessing Game to Improve Students' Speaking Ability. *Journal of English Education and Teaching*, 4(1), 115-126.
- Hellens et al. (2022). Voices from Academia A Digital Walk Through Digital Talk: Lessons Learned. *Assistive Technology Outcomes and Benefits*, 16(1), 58-74. Retrieved from [www.atia.org/atob](http://www.atia.org/atob)
- Kariza, A. P. (2019). The Development of Gerbanz Game as Learning Media to Practice Vocabulary Skill of German Speaking Skill in SMAN 7 Malang. *Journal DaFIna-Journal Deutsch Als Fremdsprache in Indonesien*, 3(2), 19.

Kaur, D., & Aziz, A. A. (2020). The Use of Language Game in Enhancing Students' Speaking Skills. *International Journal of Academic Research in Business and Social Sciences*, 10(12). Retrieved from <https://doi.org/10.6007/ijarbss/v10-i12/8369>

Kemmis, S., & Taggart, R. M. (1992). *The Action Research Planner*. Victoria: Deakin University.

Lousa, D., & Suryaman, M. (2022). Fun Learning to Improve Students' Speaking Skill Through Audio Lingual Method In The EYL Classroom. *Jurnal Pendidikan dan Konseling*, 6466-6472.

Madya, S., & Melningsih, F. A. (2021). The Use of Guessing Game in Improving The Speaking Skills of Elementary School Students. *IJEE (Indonesian Journal of English Education)*, 327-339.

Nisa, k. R., Perdana, I., & Dayu, A. T. (2020). The Implementation of Picture in Teaching Speaking at Mts Muhammadiyah 3 Banjarmasin. *Proceeding of Shepo*, 18-22.

Rao, P. S. (2019). The Importance of Speaking Skills in English Classroom. *Alford Council of International English of Literature Journal (ACIELJ)*, 2(2), 6-18. Retrieved from [www.acielj.com](http://www.acielj.com)

Richards, J., & Theodore, S. R. (2001). *Approaches and Methods in Language Teaching: A Description and Analysis*. Cambridge: UK: Cambridge University Press.

- Schultz, M., & Fisher, A. (1988). *Interacting in the Language Classroom: Games for All Reasons*. New York: NY: Addison-Wesley Publishing Group.
- Stanley, T. (2022). *a teacher's toolbox for gifted education: 20 strategies you can use today to challenge gifted students*. Routledge.
- Syafiq, A. N., Rahmawati, A., & Oktaviana, T. (2021). Increasing Speaking Skill through YouTube Video as English Learning Material during Online Learning in Pandemic Covid-19. In *Elsya : Journal of English Language Studies* , 3(1). Retrieved from <http://ojs.journal.unilak.ac.id/index.php/elsya>
- Taslim, Asrifan, A., Chen, Y., & Nurdania, N. R. (2019). Correlation Between Student's Vocabulary Mastery and Speaking Skill. *Journal of Advance English Studies*, 2(2). Retrieved from <http://sastra.unifa.ac.id/journal/index.php/jes/index>
- Wahyuningsih, S., & Afandi, M. (2020). Investigating English speaking problems: Implications for speaking curriculum development in Indonesia. *European Journal of Educational Research*, 9(3), 967-977. Retrieved from <https://doi.org/10.12973/EU-JER.9.3.967>
- Wulandari, M. (2019). Improving EFL Learners' Speaking Proficiency Through Instagram Vlog. *A Journal on Language and Language Teaching*.
- Yulizar, I., & Hasibuan, S. A. (2022). Improving Students' Speaking Skill Through Active Debat. *Titian: Jurnal Ilmu Humaniora*, 6(2). Retrieved from <https://online-journal.unja.ac.id/index.php/titian>.

## APPENDIXES

### *Appendix 1*

#### RESEARCHER'S SCHEDULE DURING RESEARCH

DATE	ACTIVITY
20 <sup>th</sup> of march 2023	Observation
22 <sup>nd</sup> of march 2023	Pre-test
27 <sup>th</sup> of march 2023	Treatment cycle 1
29 <sup>th</sup> of march 2023	Treatment cycle 1
3 <sup>rd</sup> of April 2023	Treatment cycle 1
5 <sup>th</sup> of April 2023	Treatment cycle 1
6 <sup>th</sup> of April 2023	Post-test 1
10 <sup>th</sup> of April 2023	Treatment cycle 2
12 <sup>th</sup> of April 2023	Treatment cycle 2
13 <sup>th</sup> of April 2023	Post-test 2

## ***Appendix 2***

### **LESSON PLAN**

**Education Unit** : SMP Insan Terpadu

**Lesson** : English Language

**Class** : VII/2 (two)

**Themes/Material** : Simple present tense

**Times** : 2 x 35 minutes

#### **A. Instructional Objectives**

After participating in a series of learning activities, students can:

1. Students can understand the meaning and formula of the simple present tense.
2. Students can give examples of simple present tense sentences.
3. Students can identify a simple present tense sentence.

#### **B. Procedures of Teaching and Learning Process**

##### **Pre-Activity**

1. The teacher greets students and praying together before beginning the class
2. Checking students' attendance
3. The teacher tells the students about the learning objectives.

##### **Main Activity**

1. The teacher explains the meaning, characteristics, patterns and sentence structure of the simple present tense.



2. The students listen and repeat the native speaker to follow the pronunciation and intonation.
3. The teacher provides opportunities for students to ask questions regarding material that has not been understood.
4. The teacher gives instructions to students to identified some sentences that provide by teacher.
5. To test students' understanding, the teacher gives the task of making declarative and interrogative sentences in the simple present tense.
6. Practice the conversation with their partner.

#### **Last Activity**

1. The teacher emphasizes important points and evaluates the learning process.
2. The teacher end the activity with prayer.

Mengetahui:

Teacher

Paiton, 27 Maret 2023

Researcher

Sudar, S.Pd.

Wilda Layli Masrurah

NIM. 1942300038

## LESSON PLAN

**Education Unit** : SMP Insan Terpadu

**Lesson** : English Language

**Class** : VII/2 (two)

**Themes/Material** : asking and giving description

**Times** : 2 x 35 minutes

### A. Instructional Objectives

After participating in a series of learning activities, students can:

1. Students can ask the description of something
2. Students can give the description of something.

### B. Learning methodology

1. Question and Answer Learning method
2. Jigsaw method

### C. Learning media

1. whiteboard
2. Marker
3. Paper
4. Hedbanz

### D. Procedures of Teaching and Learning Process

#### Pre-Activity

1. The teacher greets students and praying together before beginning the class



2. Checking students' attendance
3. The teacher tells the students about the learning objectives.

### **Main Activity**

1. The teacher explains the meaning, characteristics and sentence structure of asking and giving description.
2. The teacher provides opportunities for students to ask questions regarding material that has not been understood.
3. The teacher gives instructions to students to identify some sentences that provide by teacher.
4. To test students' understanding, the teacher gives the task of making asking and giving description sentences.
5. Practice the conversation with their partner.
6. Playing hedbanz game

### **Last Activity**

1. The teacher emphasizes important points and evaluates the learning process.
2. The teacher ends the activity with prayer.

Mengetahui:

Paiton, 3 April 2023

Teacher

Researcher

Sudar, S.Pd.

Wilda Layli Masrurah

NIM. 1942300038

## LESSON PLAN

**Education Unit** : SMP Insan Terpadu

**Lesson** : English Language

**Class** : VII/2 (two)

**Themes/Material** : what am I?

**Times** : 2 x 35 minutes

### A. Instructional Objectives

After participating in a series of learning activities, students can:

1. Students can asking description about something.
2. Students can guess a word from some description of something.

### B. Learning methodology

1. Question and answer learning method
2. Jigsaw method

### C. Learning media

1. Whiteboard
2. Marker
3. Paper
4. Hedbanz

### D. Procedures of Teaching and Learning Process

#### Pre-Activity

1. The teacher greets students and praying together before beginning the class

2. Checking students' attendance
3. The teacher ask question that related to the lesson that will learn.
4. The teacher tells the students about the learning objectives.

### **Main Activity**

1. The teacher explains the meaning, characteristics and sentence structure of asking and giving description.
2. The teacher provides opportunities for students to ask questions regarding material that has not been understood.
3. The teacher gives instructions to students to identified some sentences that provide by teacher.
4. To test students' understanding, the teacher gives the task of making asking and giving description sentences.
5. Practice the conversation with their partner.
6. Playing hedbanz game

### **Last Activity**

1. The teacher emphasizes important points and evaluates the learning process.
2. The teacher end the activity with prayer.

Mengetahui:

Paiton, 10<sup>th</sup> April 2023

Teacher

Researcher

Sudar, S.Pd.

Wilda Layli Masruroh

NIM. 1942300038

## **LESSON PLAN**

**Education Unit** : SMP Insan Terpadu

**Lesson** : English Language

**Class** : VII/2 (two)

**Themes/Material** : describing picture

**Times** : 2 x 35 minutes

### **A. Instructional Objectives**

After participating in a series of learning activities, students can:

1. Students can describe some picture.
2. Students can guess a picture from some description of something.

### **B. Learning methodology**

1. Question and answer learning method
2. Jigsaw method

### **C. Learning media**

1. Whiteboard
2. Marker
3. Hedbanz

### **D. Procedures of Teaching and Learning Process**

#### **Pre-Activity**

1. The teacher greets students and praying together before beginning the class
2. Checking students' attendance
3. The teacher ask question that related to the lesson that will learn.

4. The teacher tells the students about the learning objectives.

### **Main Activity**

1. The teacher explains the meaning, characteristics and sentence structure of describing picture.
2. The teacher provides opportunities for students to ask questions regarding material that has not been understood.
3. The teacher gives instructions to students to identified some sentences that provide by teacher.
4. To test students' understanding, the teacher gives the task of making description about a picture.
5. Playing hedbanz game

### **Last Activity**

1. The teacher emphasizes important points and evaluates the learning process.
2. The teacher gives some feedback from the learning to the students.
3. The teacher inform the lesson plan for the next lesson
4. The teacher end the activity with prayer.

Mengetahui:

Teacher

Paiton, 12<sup>th</sup> April 2023

Researcher

Sudar, S.Pd.

Wilda Layli Masrurah

NIM. 1942300038



### *Appendix 3*

#### **IMPLEMENTATION OF HEDBANZ GAME IN LEARNING PROCESS**






#### Appendix 4

#### **RUBRIC SCORE OF SPEAKING SKILL**

Rate qualities	Points	Statement
Pronunciation	5	Easy to understand and has native speaker's accent
	4	Easy to understand with certain accent
	3	There are some problems in pronunciation made listener should more concentration and sometimes there is misunderstanding
	2	Difficult to understand because there is problem in pronunciation, asked to repeat
	1	The serious pronunciation so it can not be understood
Grammar	5	There is no or little mistake in grammar
	4	Sometimes makes mistake in grammar, but it does not influence the meaning
	3	Often makes mistake in grammar and it influences the meaning
	2	There are many mistakes in grammar which made hinder in meaning and should re-arrange sentence
	1	The grammar mistake is so bad so it is difficult to understand
Vocabulary	5	Using vocabulary and expression like native speaker
	4	Sometimes using vocabulary which is not appropriate
	3	using vocabulary which is not appropriate, conversation becomes limited because the vocabulary is limited
	2	Using wrong vocabulary and it is limited so it is difficult to understand
	1	vocabulary is so limited so conversation impossible to occur
Fluency	5	Speech is smooth as a native speaker's.
	4	The fluency is disturbed by language problem

	3	The fluency is disturbed more by language problem
	2	Speech is frequently hesitant and jerky; sentences may be left uncompleted
	1	Speech is so halting and fragmentary that conversation is virtually impossible.
Comprehend	5	Understand all without any difficulties
	4	Understand almost all, although there is repetition in certain part
	3	Understand most of what she/he talks in slow speaking
	2	Difficult to understand what she/he talks
	1	Can not understand although in simple conversation

$$\text{scoring} = \frac{\text{N.total} \times 100}{25}$$



*Appendix 5***SPEAKING TEST INSTRUMENT**

This test is use for pre-test, post-test 1 and post-test 2 to know students' improvement.

**Please answer these questions using simple present tense in five sentences or more!**

1. Tell me about yourself!
2. Tell me about your best friend!
3. Describe an item in the classroom!

## Appendix 6

### OBSERVATION NOTES INSTRUMENT

Observer : English teacher

Cycle : 1

Meeting : 1

Date : 27<sup>th</sup> of March 2023

No	TEACHER'S ACTIVITY
	Pre-activity
1	The teacher starts the lesson by greeting and saying a prayer.
2	The teacher's voice is clear.
3	The teacher uses non-verbal language, such as eye contact, smile, gesture
4	The teacher checks the students' attendance
	Main-activity
5	The teacher introduces the topic of what they are going to learn today
6	The teacher plays an audio of native speaker to give model of expressions. The teacher gives the students some questions related to the conversation in the recording.
7	The teacher gives the students opportunity to ask questions.
8	The teacher introduces the hedbanz game and explains the rules.
9	The teacher asks the students to play the hedbanz game
10	The teacher moves around the class to monitor the students playing hedbanz games
	Post-activity
11	The teacher gives feedback.
12	The teacher ends the lesson.

NO	STUDENTS' ACTIVITY
	PRE-ACTIVITY

1	The students greet the teacher and say a prayer.
2	The students comprehend what the teacher said and give right responds.
3	The students are given the introduction of the topic of what they are going to learn today
	<b>Main-activity</b>
4	The students listen to an audio to get model of expressions.
5	The students repeat the audio of native speaker
6	The students practice the use of expressions by making a short conversation based on the topic with their partner
7	The students get opportunity to ask questions
8	The students got the introduction of the hedbanz games and the explanation about the rules
9	The students play hedbanz games
10	The students are monitored by the teacher while playing hedbanz games.
	<b>Post-activity</b>
11	The students get feedback from the teacher.

Observer : English teacher

Cycle : 1

Meeting : 2

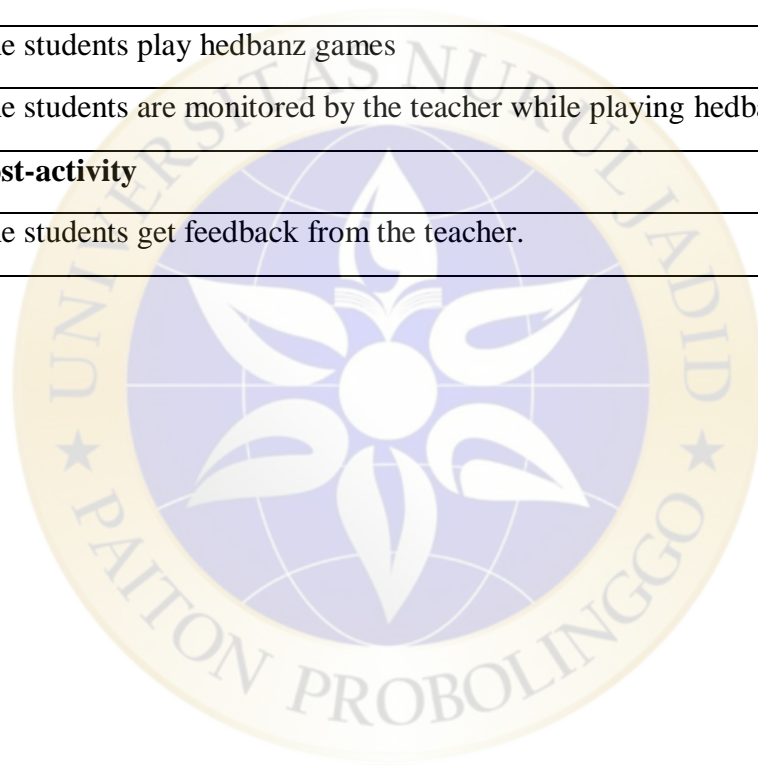
Date : 29<sup>th</sup> of March 2023

No	TEACHER'S ACTIVITY
	Pre-activity
1	The teacher starts the lesson by greeting and saying a prayer.
2	The teacher's voice is clear.
3	The teacher uses non-verbal language, such as eye contact, smile, gesture
4	The teacher checks the students' attendance
	Main-activity
5	The teacher introduces the topic of what they are going to learn today
6	The teacher plays an audio of native speaker to give model of expressions. The teacher gives the students some questions related to the conversation in the recording.
7	The teacher gives the students opportunity to ask questions.
8	The teacher introduces the hedbanz game and explains the rules.
9	The teacher asks the students to play the hedbanz game
10	The teacher moves around the class to monitor the students playing hedbanz games
	Post-activity
11	The teacher gives feedback.
12	The teacher ends the lesson.

NO	STUDENTS' ACTIVITY
	PRE-ACTIVITY
1	The students greet the teacher and say a prayer.
2	The students comprehend what the teacher said and give right responds.
3	The students are given the introduction of the topic of what they are going to



	learn today
	<b>Main-activity</b>
4	The students listen to an audio to get model of expressions.
5	The students repeat the audio of native speaker
6	The students practice the use of expressions by making a short conversation based on the topic with their partner
7	The students get opportunity to ask questions
8	The students got the introduction of the hedbanz games and the explanation about the rules
9	The students play hedbanz games
10	The students are monitored by the teacher while playing hedbanz games.
	<b>Post-activity</b>
11	The students get feedback from the teacher.



Observer : English teacher

Cycle : 1

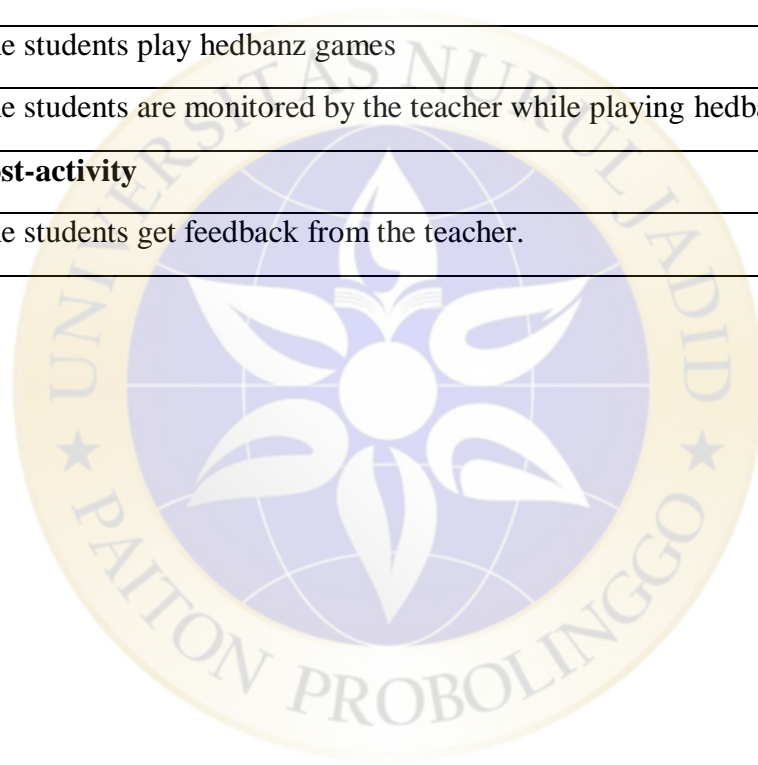
Meeting : 3

Date : 3<sup>rd</sup> of April 2023

No	TEACHER'S ACTIVITY
	Pre-activity
1	The teacher starts the lesson by greeting and saying a prayer.
2	The teacher's voice is clear.
3	The teacher uses non-verbal language, such as eye contact, smile, gesture
4	The teacher checks the students' attendance
	Main-activity
5	The teacher introduces the topic of what they are going to learn today
6	The teacher plays an audio of native speaker to give model of expressions. The teacher gives the students some questions related to the conversation in the recording.
7	The teacher gives the students opportunity to ask questions.
8	The teacher introduces the hedbanz game and explains the rules.
9	The teacher asks the students to play the hedbanz game
10	The teacher moves around the class to monitor the students playing hedbanz games
	Post-activity
11	The teacher gives feedback.
12	The teacher ends the lesson.

NO	STUDENTS' ACTIVITY
	PRE-ACTIVITY
1	The students greet the teacher and say a prayer.
2	The students comprehend what the teacher said and give right responds.
3	The students are given the introduction of the topic of what they are going to

	learn today
	<b>Main-activity</b>
4	The students listen to an audio to get model of expressions.
5	The students repeat the audio of native speaker
6	The students practice the use of expressions by making a short conversation based on the topic with their partner
7	The students get opportunity to ask questions
8	The students got the introduction of the hedbanz games and the explanation about the rules
9	The students play hedbanz games
10	The students are monitored by the teacher while playing hedbanz games.
	<b>Post-activity</b>
11	The students get feedback from the teacher.



Observer : English teacher

Cycle : 1

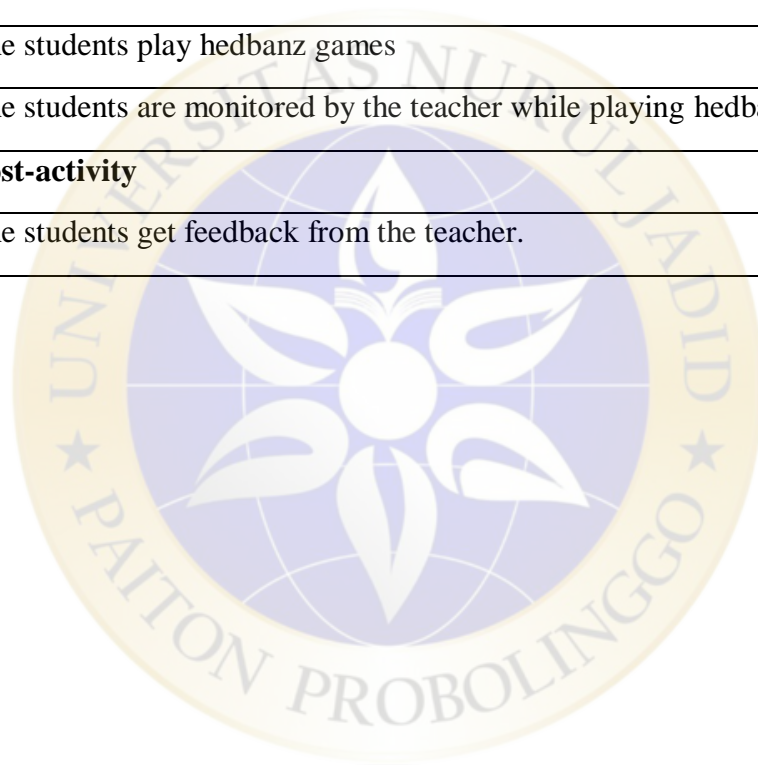
Meeting : 4

Date : 5<sup>th</sup> of April 2023

No	TEACHER'S ACTIVITY
	Pre-activity
1	The teacher starts the lesson by greeting and saying a prayer.
2	The teacher's voice is clear.
3	The teacher uses non-verbal language, such as eye contact, smile, gesture
4	The teacher checks the students' attendance
	Main-activity
5	The teacher introduces the topic of what they are going to learn today
6	The teacher plays an audio of native speaker to give model of expressions. The teacher gives the students some questions related to the conversation in the recording.
7	The teacher gives the students opportunity to ask questions.
8	The teacher introduces the hedbanz game and explains the rules.
9	The teacher asks the students to play the hedbanz game
10	The teacher moves around the class to monitor the students playing hedbanz games
	Post-activity
11	The teacher gives feedback.
12	The teacher ends the lesson.

NO	STUDENTS' ACTIVITY
	PRE-ACTIVITY
1	The students greet the teacher and say a prayer.
2	The students comprehend what the teacher said and give right responds.
3	The students are given the introduction of the topic of what they are going to

	learn today
	<b>Main-activity</b>
4	The students listen to an audio to get model of expressions.
5	The students repeat the audio of native speaker
6	The students practice the use of expressions by making a short conversation based on the topic with their partner
7	The students get opportunity to ask questions
8	The students got the introduction of the hedbanz games and the explanation about the rules
9	The students play hedbanz games
10	The students are monitored by the teacher while playing hedbanz games.
	<b>Post-activity</b>
11	The students get feedback from the teacher.



Observer : English teacher

Cycle : 2

Meeting : 1

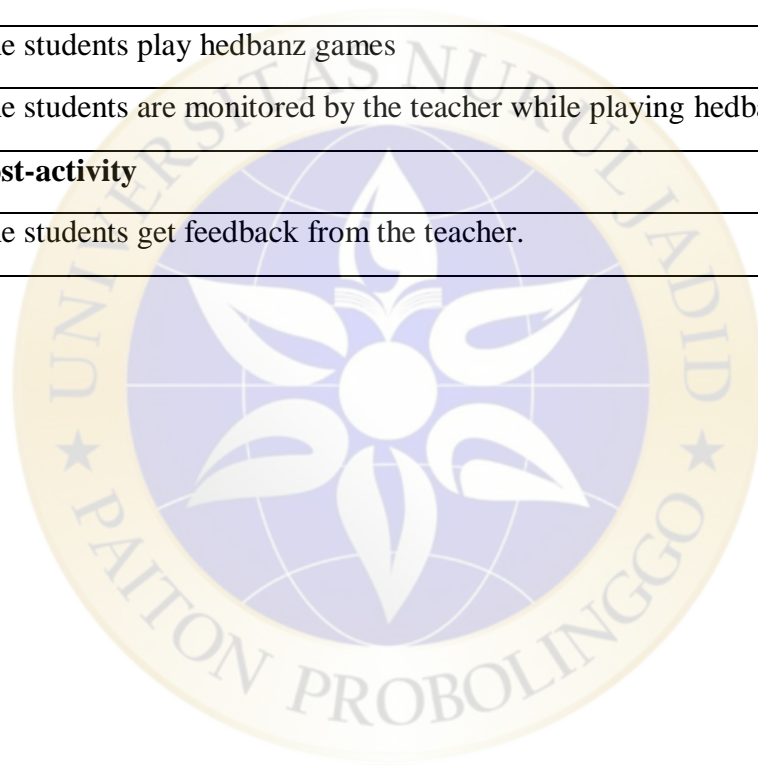
Date : 10<sup>th</sup> of April 2023

No	TEACHER'S ACTIVITY
	Pre-activity
1	The teacher starts the lesson by greeting and saying a prayer.
2	The teacher's voice is clear.
3	The teacher uses non-verbal language, such as eye contact, smile, gesture
4	The teacher checks the students' attendance
	Main-activity
5	The teacher introduces the topic of what they are going to learn today
6	The teacher plays an audio of native speaker to give model of expressions. The teacher gives the students some questions related to the conversation in the recording.
7	The teacher gives the students opportunity to ask questions.
8	The teacher introduces the hedbanz game and explains the rules.
9	The teacher asks the students to play the hedbanz game
10	The teacher moves around the class to monitor the students playing hedbanz games
	Post-activity
11	The teacher gives feedback.
12	The teacher ends the lesson.

NO	STUDENTS' ACTIVITY
	PRE-ACTIVITY
1	The students greet the teacher and say a prayer.
2	The students comprehend what the teacher said and give right responds.
3	The students are given the introduction of the topic of what they are going to



	learn today
	<b>Main-activity</b>
4	The students listen to an audio to get model of expressions.
5	The students repeat the audio of native speaker
6	The students practice the use of expressions by making a short conversation based on the topic with their partner
7	The students get opportunity to ask questions
8	The students got the introduction of the hedbanz games and the explanation about the rules
9	The students play hedbanz games
10	The students are monitored by the teacher while playing hedbanz games.
	<b>Post-activity</b>
11	The students get feedback from the teacher.



Observer : English teacher

Cycle : 2

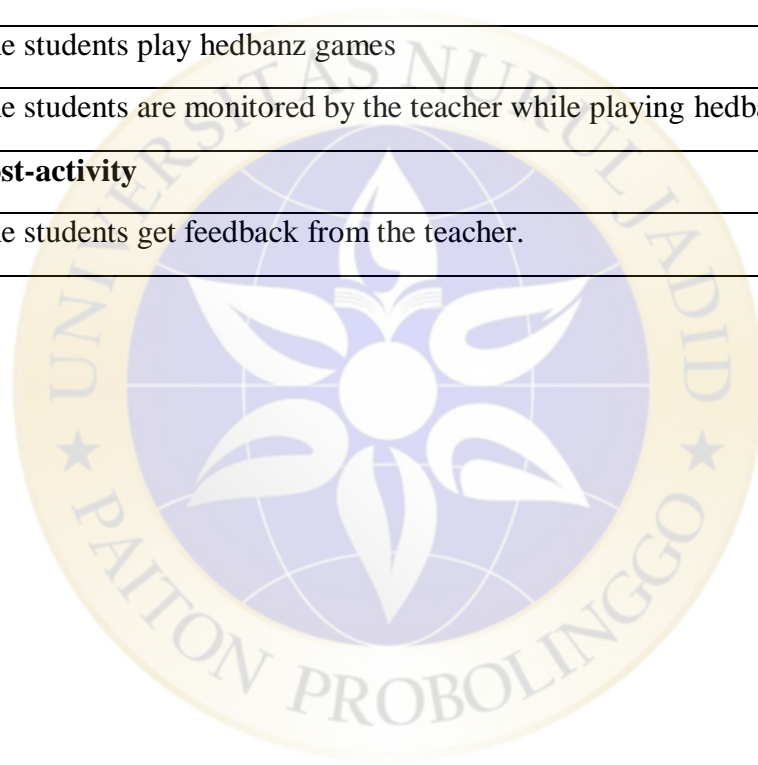
Meeting : 2

Date : 12<sup>th</sup> of April 2023

No	TEACHER'S ACTIVITY
	Pre-activity
1	The teacher starts the lesson by greeting and saying a prayer.
2	The teacher's voice is clear.
3	The teacher uses non-verbal language, such as eye contact, smile, gesture
4	The teacher checks the students' attendance
	Main-activity
5	The teacher introduces the topic of what they are going to learn today
6	The teacher plays an audio of native speaker to give model of expressions. The teacher gives the students some questions related to the conversation in the recording.
7	The teacher gives the students opportunity to ask questions.
8	The teacher introduces the hedbanz game and explains the rules.
9	The teacher asks the students to play the hedbanz game
10	The teacher moves around the class to monitor the students playing hedbanz games
	Post-activity
11	The teacher gives feedback.
12	The teacher ends the lesson.

NO	STUDENTS' ACTIVITY
	PRE-ACTIVITY
1	The students greet the teacher and say a prayer.
2	The students comprehend what the teacher said and give right responds.
3	The students are given the introduction of the topic of what they are going to

	learn today
	<b>Main-activity</b>
4	The students listen to an audio to get model of expressions.
5	The students repeat the audio of native speaker
6	The students practice the use of expressions by making a short conversation based on the topic with their partner
7	The students get opportunity to ask questions
8	The students got the introduction of the hedbanz games and the explanation about the rules
9	The students play hedbanz games
10	The students are monitored by the teacher while playing hedbanz games.
	<b>Post-activity</b>
11	The students get feedback from the teacher.



*Appendix 7*

**FORM PENILAIAN SEVENTH GRADE**

**STUDENT SPEAKING PRE-TEST SMP INSAN TERPADU**

No	Name	Compr	Pronunciation	Grammar	Vocab	Fluency	Score
1	S1	3	3	2	2	2	48
2	S2	4	4	2	3	4	68
3	S3	3	3	2	3	3	56
4	S4	3	3	2	2	2	48
5	S5	3	3	2	2	2	48
6	S6	3	3	2	3	2	52
7	S7	3	3	2	2	2	48
8	S8	4	4	3	4	4	76
9	S9	2	2	1	1	1	28
10	S10	3	3	2	3	4	60
11	S11	2	2	2	2	2	40
12	S12	3	3	2	2	2	48
13	S13	2	2	2	2	2	40
14	S14	2	2	2	2	2	40
15	S15	4	4	3	3	4	72
16	S16	4	4	3	4	4	76
17	S17	3	3	2	2	2	48
18	S18	3	3	2	2	2	48
19	S19	3	3	2	2	2	48
20	S20	2	2	1	2	2	36
21	S21	2	2	2	2	1	36
22	S22	2	2	2	2	1	36
	TOTAL	1095					
	MEAN	49.77					

*Appendix 8*

**FORM PENILAIAN SEVENTH GRADE**

**STUDENT SPEAKING POST-TEST 1 SMP INSAN TERPADU**

No	Name	Compr	Pronunciation	Grammar	Vocab	Fluency	Score
1	S1	4	3	3	3	4	68
2	S2	4	4	3	4	4	76
3	S3	4	4	2	3	4	68
4	S4	3	4	2	3	3	60
5	S5	3	3	2	3	3	56
6	S6	4	4	3	4	3	72
7	S7	3	3	3	3	3	60
8	S8	4	4	3	4	4	76
9	S9	2	2	2	2	2	40
10	S10	4	4	3	4	4	76
11	S11	3	2	2	3	3	52
12	S12	4	4	2	3	3	64
13	S13	3	2	2	3	3	52
14	S14	3	3	2	3	3	56
15	S15	4	4	4	4	4	80
16	S16	5	5	3	4	4	84
17	S17	4	3	2	3	3	60
18	S18	3	3	2	3	3	56
19	S19	3	3	2	3	3	48
20	S20	3	3	2	3	3	52
21	S21	3	3	2	3	3	56
22	S22	3	3	2	2	3	52
	TOTAL	1364					
	MEAN	62					

*Appendix 9*

**FORM PENILAIAN SEVENTH GRADE**

**STUDENT SPEAKING POST-TEST 2 SMP INSAN TERPADU**

No	Name	Compr	Pronunciation	Grammar	Vocab	Fluency	Score
1	S1	4	4	3	4	4	76
2	S2	5	5	3	4	4	84
3	S3	4	4	3	4	4	76
4	S4	4	4	4	4	4	80
5	S5	4	4	3	4	4	76
6	S6	5	4	4	4	5	88
7	S7	4	4	3	4	4	76
8	S8	5	5	4	4	5	92
9	S9	3	3	3	3	3	60
10	S10	5	4	4	4	5	88
11	S11	4	3	3	3	4	68
12	S12	4	4	3	4	4	76
13	S13	4	4	3	3	3	68
14	S14	4	4	3	4	4	76
15	S15	5	5	4	5	5	96
16	S16	5	5	4	5	5	96
17	S17	4	4	3	4	4	76
18	S18	4	4	3	4	4	76
19	S19	4	4	4	4	4	72
20	S20	4	4	3	3	4	72
21	S21	4	4	3	4	4	76
22	S22	4	4	3	4	3	72
	TOTAL	1720					
	MEAN	78.18					





PANITIA PELAKSANA PROGRAM  
**FAKULTAS SOSIAL DAN HUMANIORA**  
**UNIVERSITAS NURUL JADID**  
PROBOLINGGO JAWA TIMUR

PP. Nurul Jadid  
Karanganyar Paiton  
Probolinggo 67291  
☎ 08883077077  
soshum@unuja.ac.id

**BERITA ACARA BIMBINGAN SKRIPSI**

1. Nama Mahasiswa : **WILDA LAYLI MASRUROH**
2. NIM : 1942300038
3. Prodi : Pendidikan Bahasa Inggris
4. Judul Skripsi : **IMPROVING SEVENTH GRADE STUDENTS SPEAKING SKILL THROUGH HEDBANZ GAME AT SMP INSAN TERPADU**
5. Pembimbing I : **Syaiful Islam, M.Pd.**
6. Fokus Bimbingan : **Aspek Relevansi Judul, Landasan Teori, Aktualisasi Data, Dan Ketajaman Analisis**
7. Konsultasi :

TANGGAL	MATERI BIMBINGAN	KETERANGAN KONSULTASI/ARAHAN	PARAF
29 March 23	Chapter I	Revisi	
13 May 23	Chapter II	Done	
20 May 23	Chapter II	Revisi	
29 May 23	Chapter II	Done	
9 June 23	Chapter III	Revisi	
11 June 23	Chapter III	Done	
13 June 23	Chapter IV	Revisi	
18 June 23	Chapter IV	Done	
25 June 23	Chapter V	Revisi	
3 July 23	Chapter V	Done	
9 July 23	Abstract	Revisi	
10 July 23	Abstract	Done	

8. Bimbingan telah selesai pada tanggal 10 Juli 2023  
Dosen Pembimbing I

**Syaiful Islam, M.Pd.**



PANITIA PELAKSANA PROGRAM  
**FAKULTAS SOSIAL DAN HUMANIORA**  
**UNIVERSITAS NURUL JADID**  
PROBOLINGGO JAWA TIMUR

PP. Nurul Jadid  
Karanganyar Palton  
Probolinggo 67291  
☎ 08883077077  
soshum@unuja.ac.id

**BERITA ACARA BIMBINGAN SKRIPSI**

1. Nama Mahasiswa : **WILDA LAYLI MASRUROH**
2. NIM : 1942300038
3. Prodi : Pendidikan Bahasa Inggris
4. Judul Skripsi : **IMPROVING SEVENTH GRADE STUDENTS SPEAKING SKILL THROUGH HEDBANZ GAME AT SMP INSAN TERPADU**
5. Pembimbing II : **Mochlis Ekowijyanto, M.Pd.**
6. Fokus Bimbingan : **Aspek bahasa, metodologi, kesesuaian antar bab, dan sistematika penulisan**
7. Konsultasi :

TANGGAL	MATERI BIMBINGAN	KETERANGAN KONSULTASI/ARAHAN	PARAF
09 April 23	chapter I	Revised	
10 April 23	chapter I	Acc	
15 Mei 23	chapter II	Revised	
20 Mei 23	chapter II	Acc	
25 Mei 23	chapter III	Revised	
30 Mei 23	chapter III	Acc	
3 Juni 23	chapter IV	Revised	
26 Juni 23	chapter IV	Acc	
09 Juli 23	chapter V	Revised	
10 Juli 23	chapter V	Acc	
15 Juli 23	Abstract	Revised	
18 Juli 23	Abstract.	Acc.	

8. Bimbingan telah selesai pada tanggal.....18 Juli 2023.....:  
Dosen Pembimbing II

**Mochlis Ekowijyanto, M.Pd.**



**NOTA PEMBIMBING**

Hal: Persetujuan Ujian Skripsi

Kepada:

**Yth. Bapak Dekan Fakultas Sosial dan Humaniora**

**Universitas Nurul Jadid Paiton Probolinggo**

***Assalamu'alaikum Warahmatullahi Wabarakatuhu***

Setelah secara cermat kami baca, dan koreksi kembali serta setelah diadakan perbaikan/penyempurnaan seperlunya, maka kami berpendapat bahwa skripsi mahasiswa:

Nama : Wilda Layli Masruroh

NIM : 1942300038

Prodi : English Education

Judul skripsi : Improving Seventh Grade Students Speaking Skill Through Hedbanz Game At SMP Insan Terpadu

Telah memenuhi syarat untuk diajukan dalam Ujian Skripsi Fakultas Sosial dan Humaniora Universitas Nurul Jadid Paiton Probolinggo.

Atas perhatian dan kerjasamanya, kami sampaikan terima kasih.

***Wassalamu'alaikum Warahmatullahi Wabarakatuhu***

Pembimbing I,



Syaiful Islam, M.Pd.

Pembimbing II,



Mochlis Ekowijayanto, M.Pd.



**SURAT KETERANGAN PENELITIAN**

Nomor : 0168/057/SMPINTER/V/2023

Yang bertanda tangan di bawah ini :

Nama : FAISAL MAS'UDI, SP, M.M.

Jabatan : Kepala Sekolah

Menerangkan bahwa,

Nama : **WILDA LAYLI MASRUOH**

Tempat tanggal lahir : Probolinggo, 12 Juni 2001

NPM : 1942300038

Progran Study : Pendidikan Bahasa Inggris

Telah kami setuju untuk mengadakan penelitian lapangan di SMP Insan Terpadu dengan judul : **"Improving Seventh Grade Students Speaking Skill Through Hedbanz Game At SMP Insan Terpadu"** Selama 1 Bulan, terhitung sejak tanggal 20 Maret s/d 20 April 2023.

Demikian surat keterangan ini kami sampaikan, dan atas kerjasamanya kami mengucapkan terima kasih.

Paiton, 31 Mei 2023

**Kepala Sekolah**



**FAISAL MAS'UDI, SP, M.M.**



PANITIA PELAKSANA PROGRAM  
FAKULTAS SOSIAL DAN HUMANIORA  
**UNIVERSITAS NURUL JADID**  
PAITON PROBOLINGGO JAWA TIMUR

PP. Nurul Jadid  
Karanganyar Paiton  
Probolinggo 67291  
☎ 089813077077  
soshum@unuja.ac.id

**PENGESAHAN TIM PENGUJI SKRIPSI**

Skripsi yang ditulis oleh mahasiswa :

Nama : **WILDA LAYLI MASRUOH**  
NIM : 1942300038  
Prodi : Pendidikan Bahasa Inggris  
Judul : Improving Seventh Grade Students Speaking Skill Through Hedbanz  
Game at SMP Insan Terpadu

Telah dipertahankan di depan Sidang Tim Penguji Skripsi Fakultas Sosial dan Humaniora Universitas Nurul Jadid Paiton Probolinggo pada hari Selasa, 01 Agustus 2023 dan dinyatakan lulus serta telah direvisi sesuai dengan saran Tim Penguji.

Paiton, 12 Agustus 2023  
Tim Penguji:

1. Ketua Tim : Mochlis Ekowijayanto, M.Pd.

1. (.....)

2. Penguji I : Durratul Hikmah, M.Pd.

2. (.....)

3. Penguji II : Abdullah Al Anis, M.Pd.

3. (.....)